

Virtual Machine Managment

- **Access to OpenNebula**






[data access here](#)



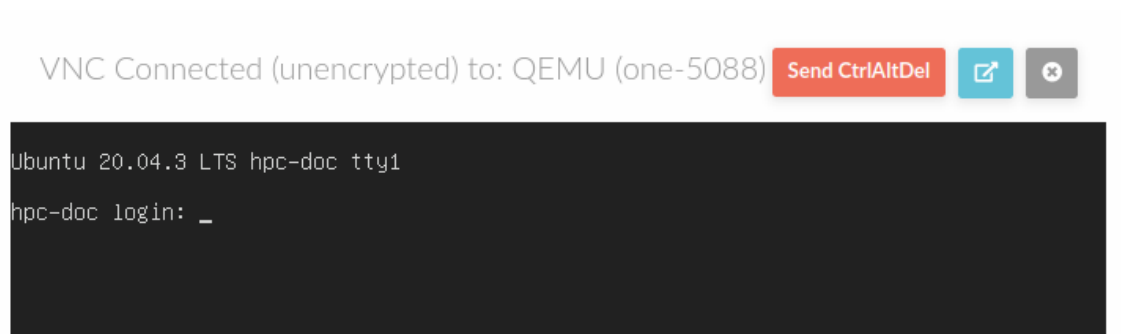
The image shows the OpenNebula Sunstone login interface. At the top, the logo "OpenNebula Sunstone" is displayed, with "Open" in black and "Nebula" in blue. Below the logo is a rounded rectangular login form. Inside the form, there are two input fields: "Username" with the text "teide-x01" and "Password" with eight black dots. Below the password field is a checkbox labeled "Keep me logged in" and a "Login" button.

Once selecting a VM you can see the next menu:

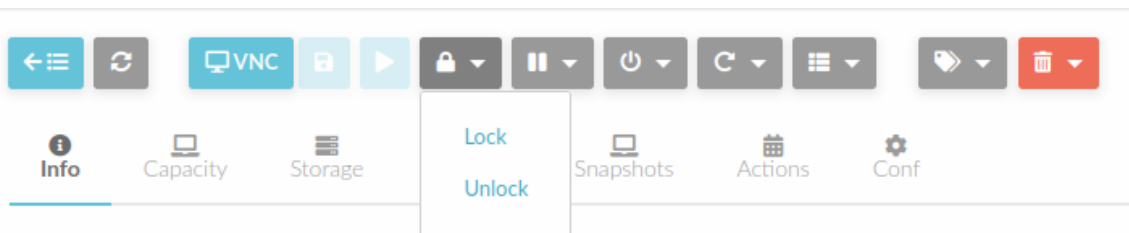
OpenNebula

-  Dashboard
-  Virtual Resources
 - Virtual Machines**
 - Templates
 - Images
 - Files & Kernels
-  Infrastructure
-  Marketplace
-  OneFlow

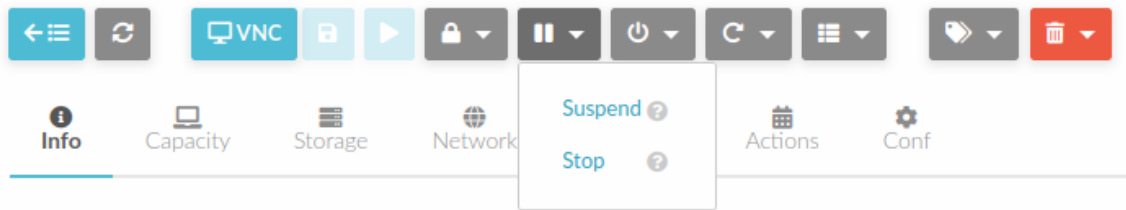
• VM Remote access by VNC



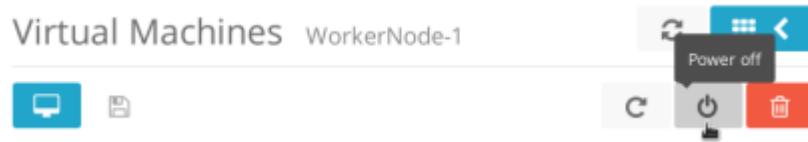
• Block/Unblock VM



• Suspend/Stop la VM



• **Poweroff VM**



• **Restart VM**

