

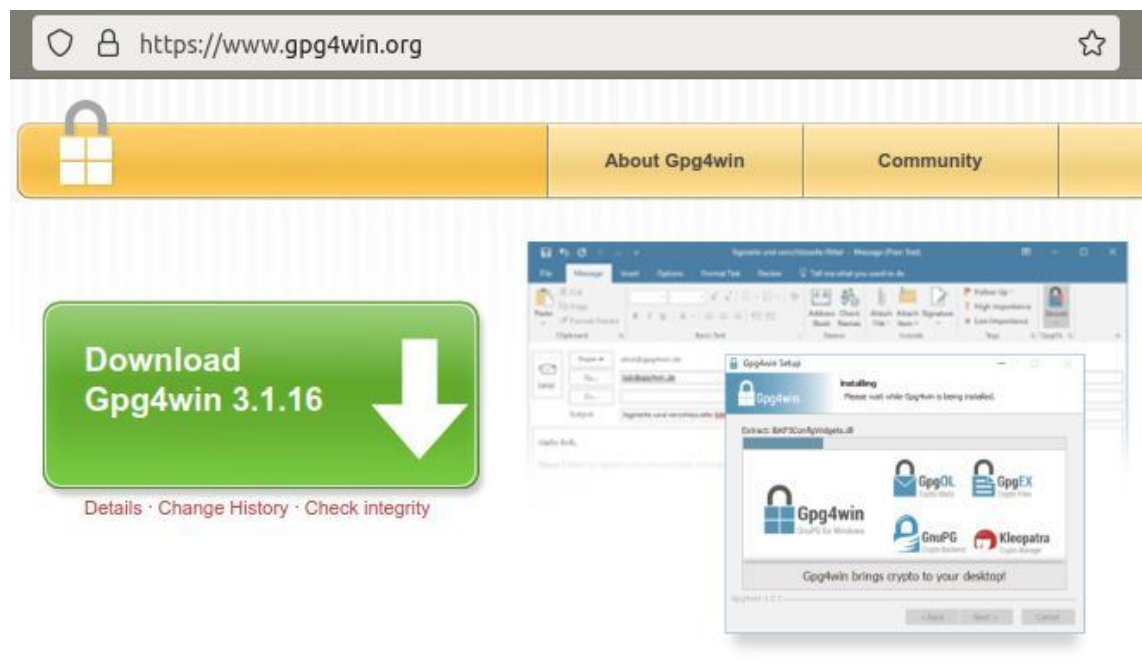
What is GPG?

See description [here](#)

GPG for Windows users

There are several applications under the Windows operating system which allow you to generate a gpg key pair. Among the best known is **Gnu4win** with its module called [Kleopatra]. Gpg4win is a free distribution encryption software which allows the encryption of files and the sending of documents through email using public key cryptography for data encryption and digital signatures.

Supports cryptography OpenPGP and S/MIME (X.509) standards.

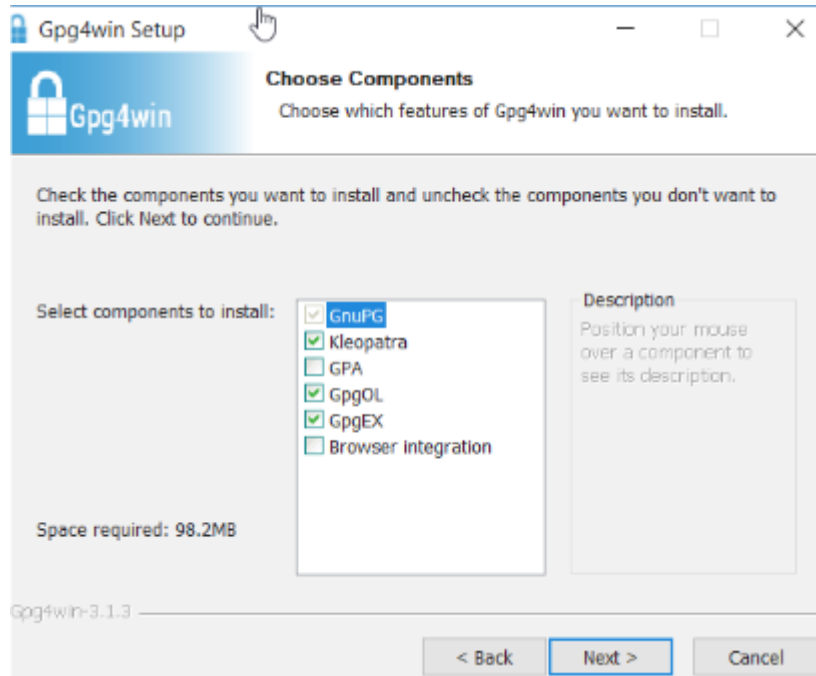


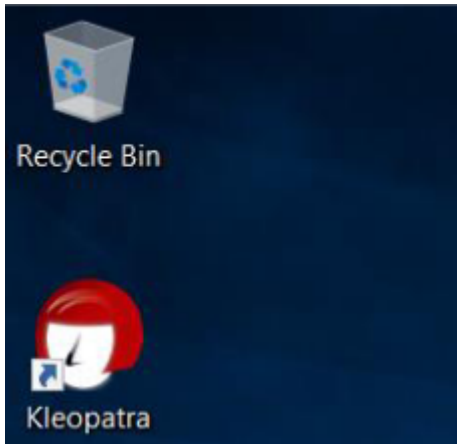
It consists of several modules, including:

- GnuPG : the basic encryption tool
- Kleopatra : certificate manager for OpenPGP y X.509
- GPA : an alternative certificate manager (GNU) for OpenPGP and X.509

GPG4win installation

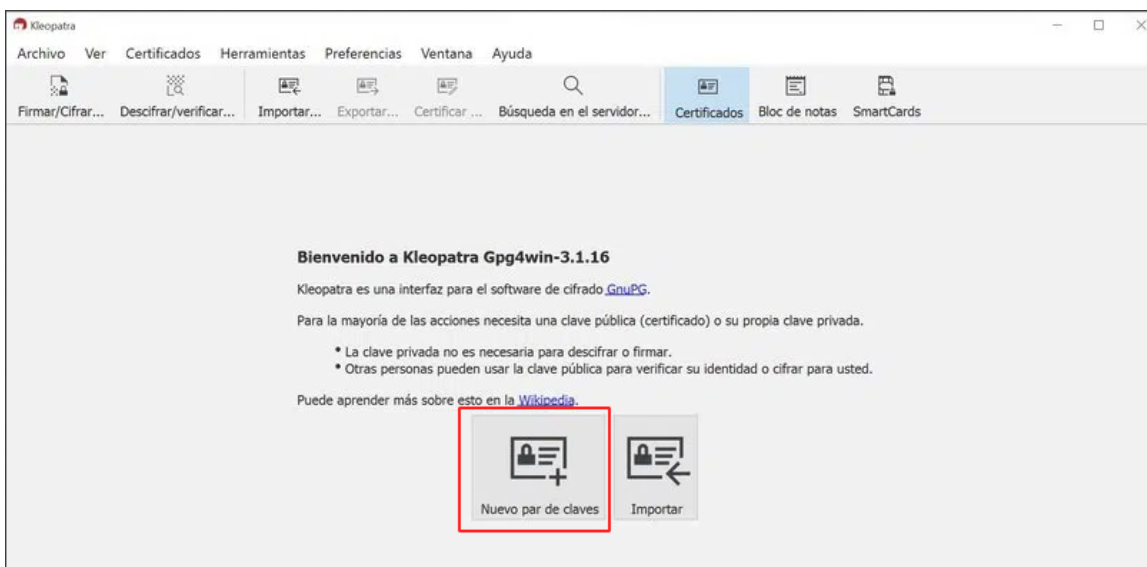
On the project website download the latest version of the software. Open the installer and authorize the changes if necessary. Follow the steps indicated with the Next button.





Generate a key pair (public and private)

Once Gpg4win is installed we are going to use the *Kleopatra* module to generate a new gpg key pair. To do this, from the files tab we select *New Certificate* which will open the certificate generation wizard.



Click on *Create a personal OpenPGP key pair*

Elegir formato

Por favor, elija qué tipo quiere crear.

- Crear un par de claves personales OpenPGP
Los pares de claves OpenPGP están certificados por la confirmación de la huella digital de la clave pública.
- Crear un par de claves personales X.509 y una petición de certificación
Los pares de claves X.509 se certifican por una autoridad de certificación (CA). La petición generada necesita enviarse a la CA para finalizar la creación.

Next

Cancel

Enter the required data

? ×

Introduzca detalles

Por favor, introduzca sus detalles personales debajo. Si desea más control sobre los parámetros, pulse el botón «Configuración avanzada».

Nombre: (opcional)

Correo: (opcional)

Proteger la clave generada con una frase de contraseña.

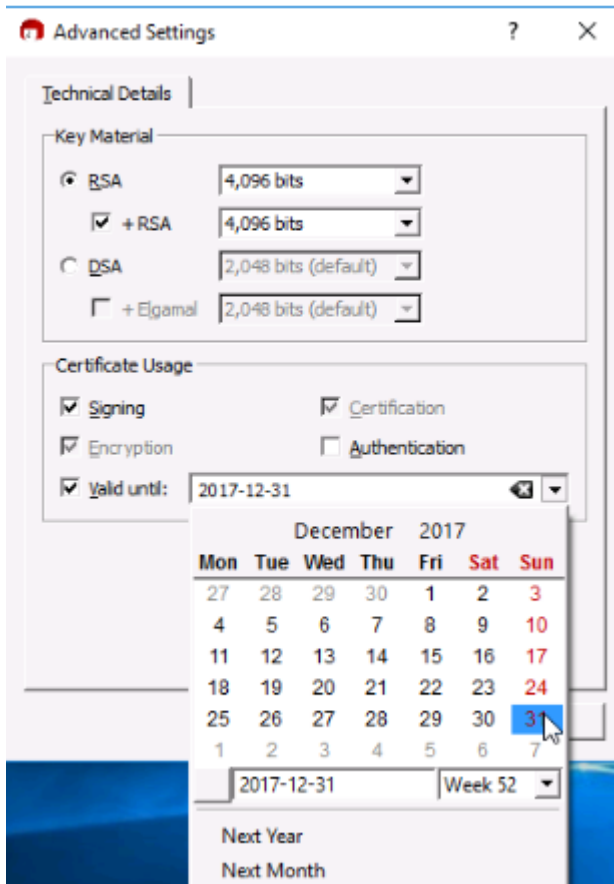
Julián G.

Configuración avanzada...

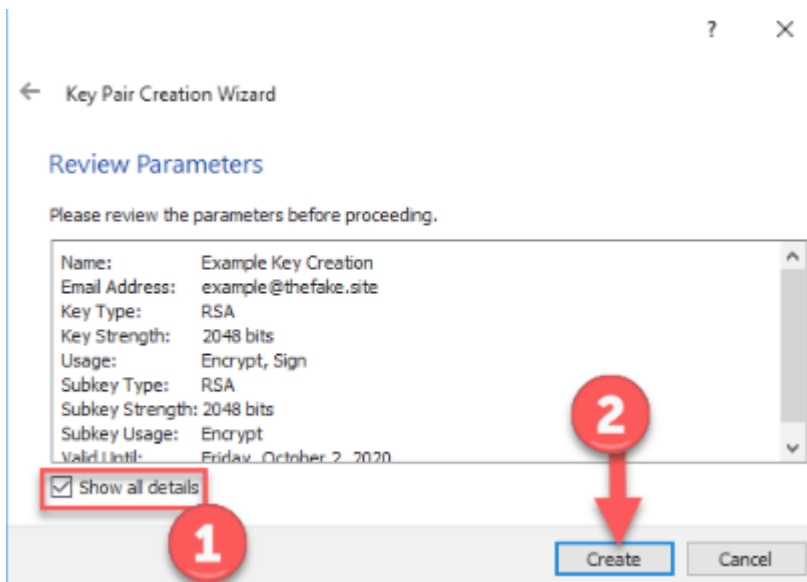
Crear

Cancel

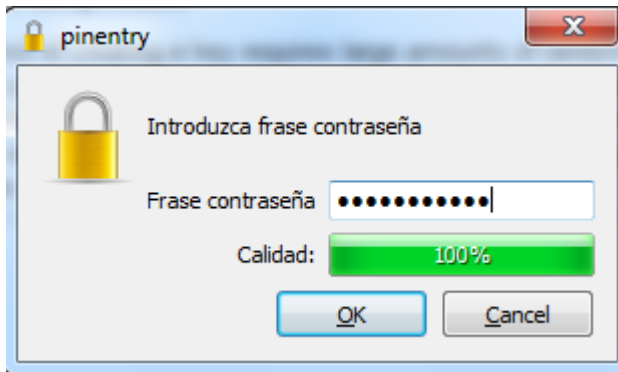
In the *Advanced Settings* tab, indicate a 4096 bits key length and an expiration date no more than 2 years.



Confirm the entered values and generate key pair by clicking on *Create Key*.



Enter a password that you remember for your private key. This password will be used to decrypt the files that you receive encrypted with your public key.



Clicking **OK** you will see your public / private key pair have been generated correctly.

← Asistente de creación del par de claves

Par de claves creado correctamente

Su nuevo par de claves se ha creado correctamente. Consulte los detalles sobre el resultado y algunos pasos a seguir sugeridos más abajo.

Resultado

Par de claves creado correctamente.
Huella digital: 0A97759CC84026BD56749920AB4FBBA7E0C0E342

Siguientes pasos

Hacer copia de respaldo de su par de claves...

Enviar clave pública por correo...

Enviar clave pública a un servicio de directorio...

Finish

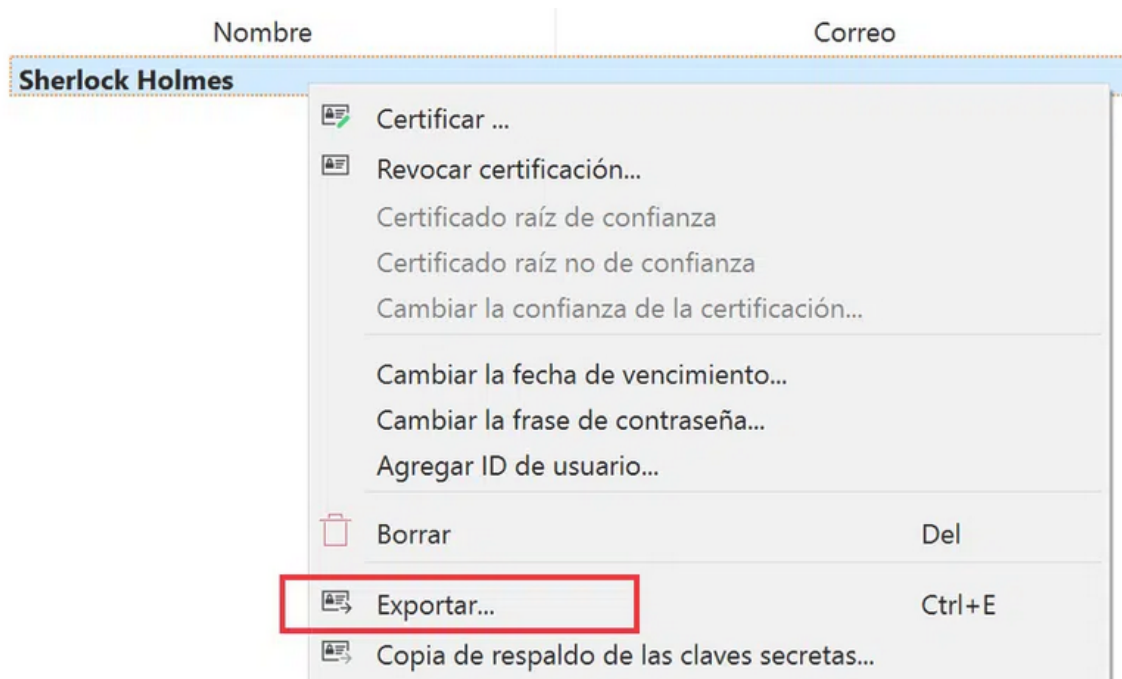
Cancel

You can check your certificates in the tabs *My Certificates*.

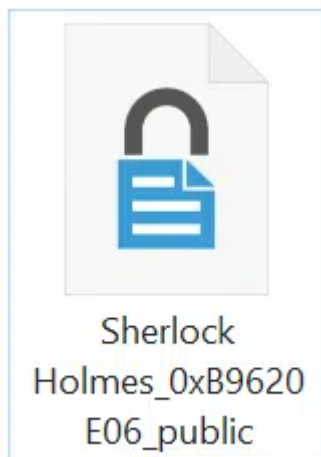


Export the public key

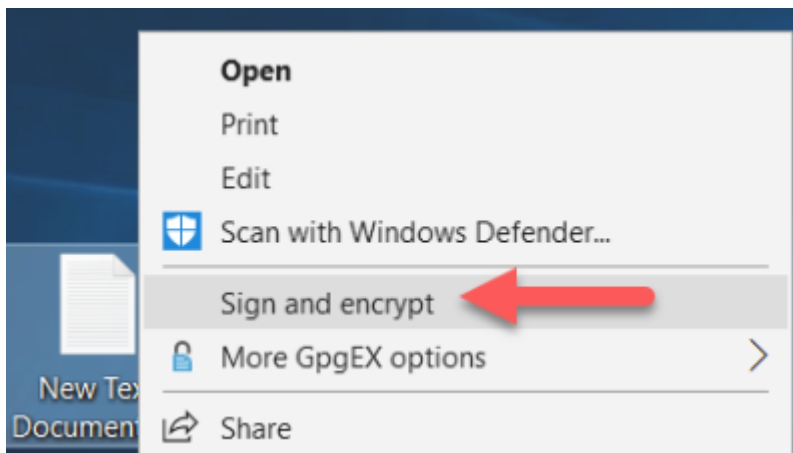
When exporting the public key a text file is generated. As a general rule, it is saved with the extension *.asc*. You can send this file by email or [publish it on a public key server](#) as *REDIRIS* where anyone can download it.



You will get a file of this type :



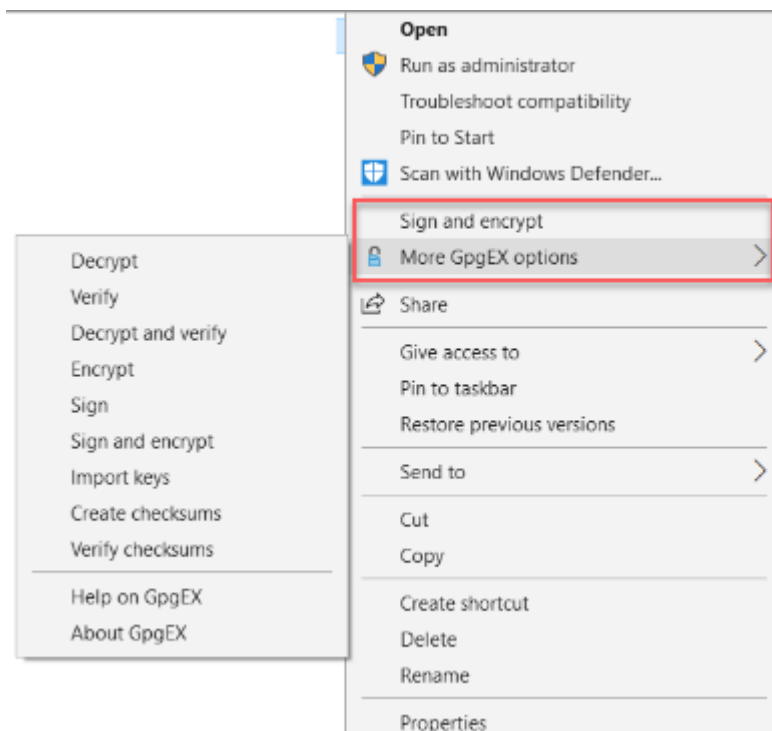
Encrypt files with the public key.



Decrypt files with private key

Only if a * .gpg * file has been encrypted with your public key and has the private key as well as your password, will you be able to decrypt its content .

You can use the context menu *Decrypt and verify* to recover the original file. It is also possible to do this from the Kleopatra.



It will have the same name without the gpg extension.

Todas las operaciones terminadas.

100%

TOP SECRET.docx (1).gpg → TOP SECRET.docx (1):

[Mostrar registro de auditoría](#)

Firma válida por [Dr. Watson](#)

Firma creada en viernes, 16 de julio de 2021 22:01:36

Con certificado:

[Dr. Watson \(9111 B0CB F48D C6DD\)](#)

La firma es válida y la validez del certificado es totalmente confiable.

IMPORTANT NOTE: If you change computers or use a different one, make sure you have your key pair in a safe place. Without them you will not be able to decrypt the content of the file. Therefore, we recommend making a backup of the GPG key pair