



# Virtual Machine Managment

- **Access to OpenNebula**

[data access here](#)








The image shows the OpenNebula Sunstone login interface. At the top, the logo "OpenNebula Sunstone" is displayed, with "Open" in black and "Nebula" in blue. Below the logo is a rounded rectangular form containing the following elements:

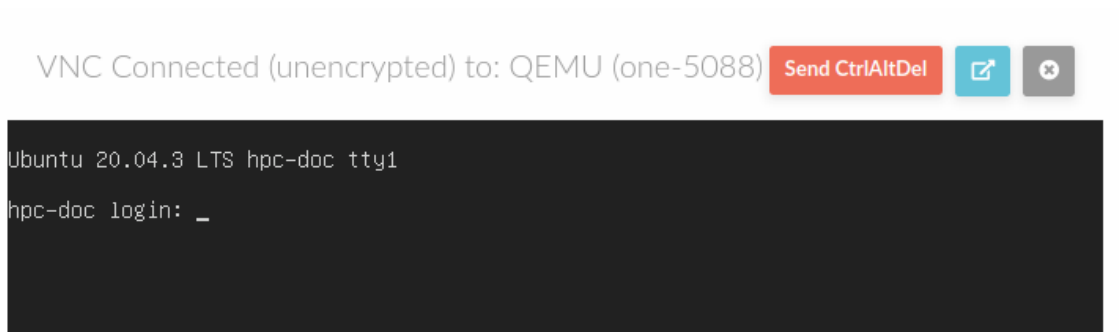
- Username**: A text input field containing the text "teide-x01".
- Password**: A text input field where the password is masked with eight black dots.
- Keep me logged in**: A checkbox with the text "Keep me logged in" to its right.
- Login**: A button with the text "Login" in bold.

Once selecting a VM you can see the next menu:

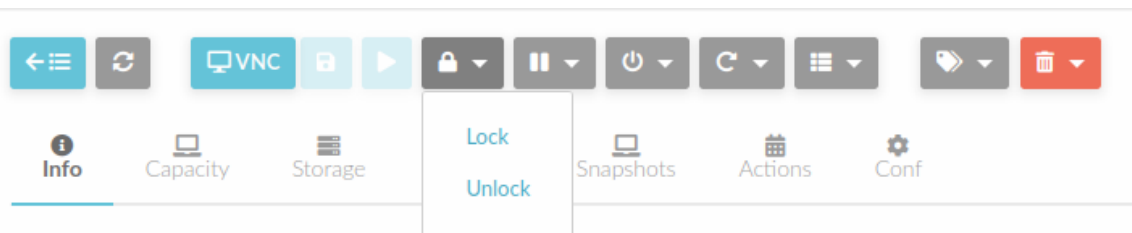
# OpenNebula

-  Dashboard
-  Virtual Resources
  - Virtual Machines**
  - Templates
  - Images
  - Files & Kernels
-  Infrastructure
-  Marketplace
-  OneFlow

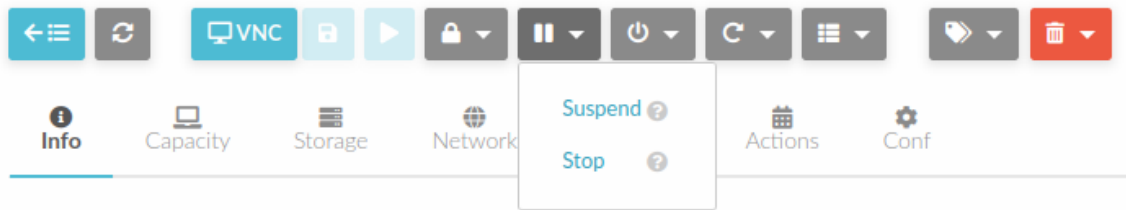
## • VM Remote access by VNC



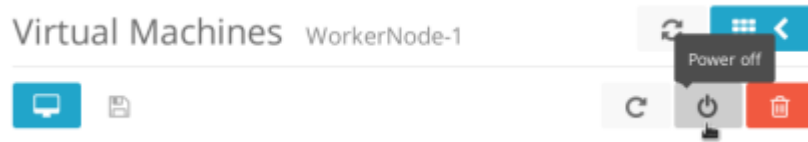
## • Block/Unblock VM



## • Suspend/Stop la VM



• **Poweroff VM**



• **Restart VM**

