

Gestión de Máquinas Virtuales

- Acceso a OpenNebula

[ver datos de conexión aquí](#)








The image shows the OpenNebula Sunstone login interface. At the top, the logo "OpenNebula Sunstone" is displayed, with "Open" in black and "Nebula" in blue. Below the logo is a rounded rectangular form containing the following elements:

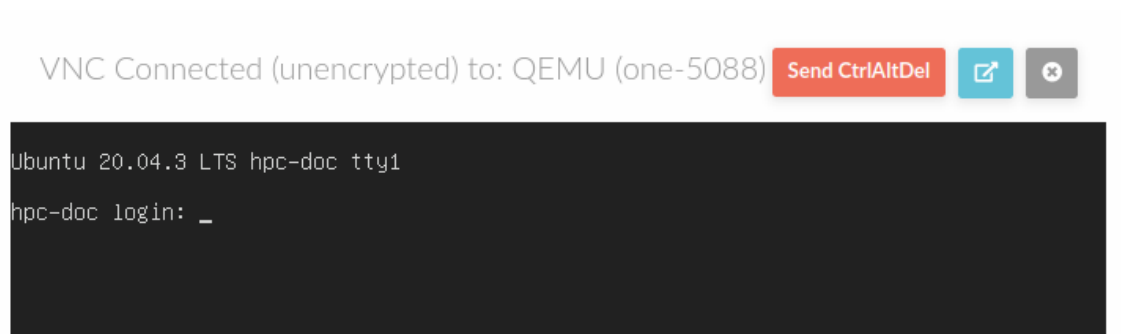
- Username:** A text input field containing the text "teide-x01".
- Password:** A text input field where the password is masked with seven black dots.
- Keep me logged in:** A checkbox that is currently unchecked, followed by the text "Keep me logged in".
- Login:** A button with the text "Login" in bold black font.

Al seleccionar una máquina virtual verá el siguiente menú:

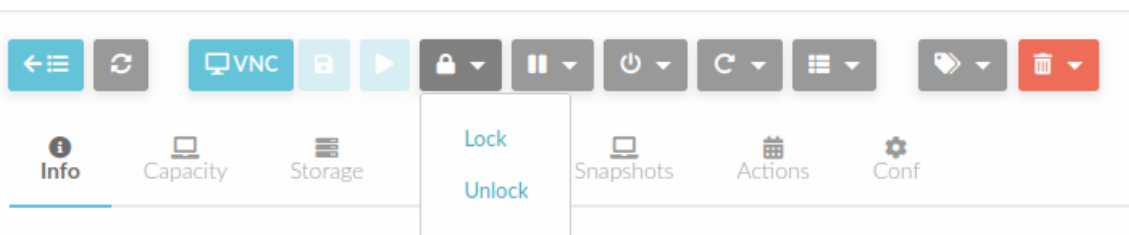
OpenNebula

-  Dashboard
-  Virtual Resources
 - Virtual Machines**
 - Templates
 - Images
 - Files & Kernels
-  Infrastructure
-  Marketplace
-  OneFlow

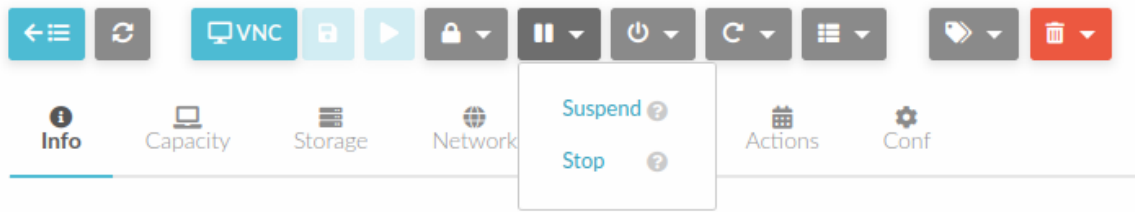
• Acceso remoto a una MV mediante VNC



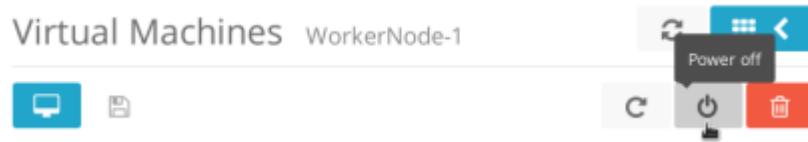
• Bloqueo/Desbloqueo de la MV



• Suspender/Parar la MV



- **Apagar la MV**



- **Reiniciar la MV**

