

Virtual Machine Managment

- Access to OpenNebula

[data access here](#)



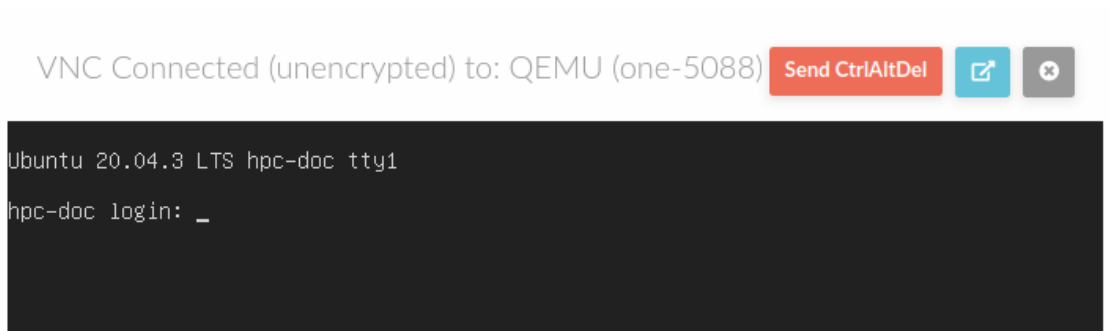
The image shows the OpenNebula Sunstone login interface. At the top, the logo "OpenNebula Sunstone" is displayed, with "Open" in black and "Nebula" in blue. Below the logo is a rounded rectangular login form. Inside the form, there are two input fields: "Username" with the text "teide-x01" and "Password" with a masked password represented by seven black dots. Below the password field is a checkbox labeled "Keep me logged in" and a "Login" button.

Once selecting a VM you can see the next menu:

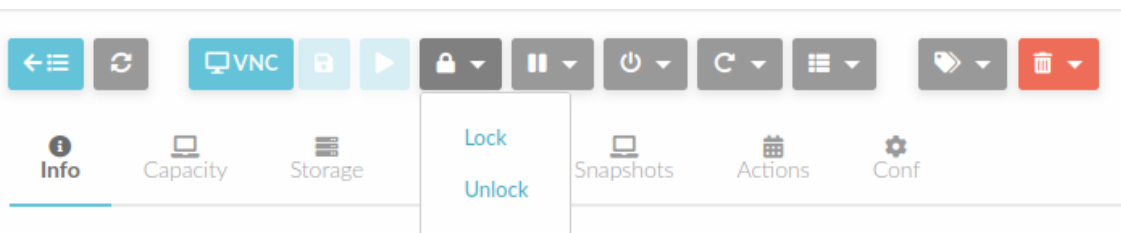
OpenNebula

- Dashboard
- Virtual Resources
 - Virtual Machines**
 - Templates
 - Images
 - Files & Kernels
- Infrastructure
- Marketplace
- OneFlow

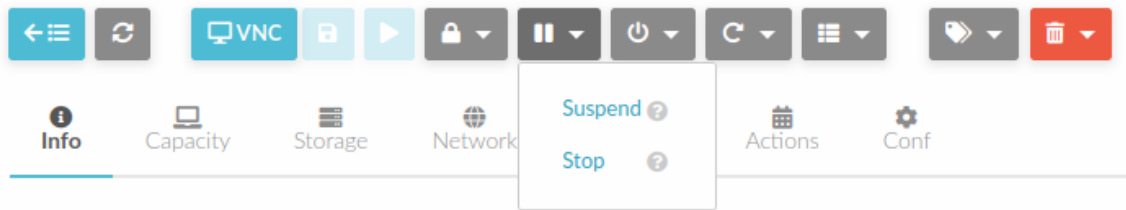
• VM Remote access by VNC



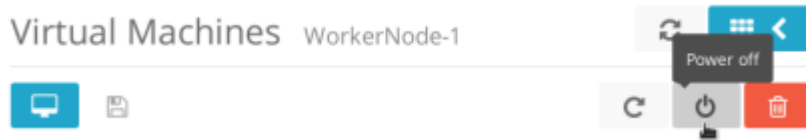
• Block/Unblock VM



• Suspend/Stop la VM



• Poweroff VM



• Restart VM

